

## Board of Directors

Henry Flint	Chairman
Fred Harris	Vice Chairman
George Mussi	Second Vice Chairman
Jonathan Wilkerson	Treasurer
Larry Watts	Secretary
Clara Hazlett	Chinita Montgomery
Barbara King	Beverly Wilson

## Supervisory Committee

Robert Short	Chairman
James W. Mock Sr.	

## Management & Staff

Tim Richey	President
Jennifer Banker	Vice President/Marketing
Michelle Byers	Teller Supervisor
Jim Downey	Information Systems Manager
Tim Ford	Collections Manager
Jane Green	Vice President/Lending
Amy Leinard	Branch Manager/Gahanna
Chrissy Martino	Chief Financial Officer
Pam Menda	Branch Manager/Reynoldsburg
Geri Michalak	Branch Manager/DFAS
Jim Miller	Human Resources Manager
Zhanna Stout	Compliance Manager
Alan Webb	Assistant IS Manager
Samuel Womeldorf	Branch Manager/DSCC
Dorothy Anderson	Sarah Moore
Kalei Blamble	Theresa Perry
Kimberly Bolen	Rose Rauch
Rachel Bowman	Karen Reed
Rochelle Butler	Sierra Rhoads
Teresa Conrad	Wes Richardson
Emily Denney	Holly Sandridge
Shelly Gardner	Krista Schulte
Elizabeth Hayes	Becky Slone
Cathy Hart	Amanda St. John
Kim Heilbrunn	Sophia Stephenson
Julie Lee	Emanuel Sutton-Freeman
Lisa Marzluf	Shannon Tinney
Ann Marie Masterson	Suellen Watkins
Jennifer McNamee	Connie Whiteside
Stefanie Merriman	Lori Zschach
Courtney Moore	

## Locations

### Whitehall

4000 E. Broad St.  
Columbus, OH 43213  
Drive-Thru | Walk-Up ATM  
Night Depository

### Reynoldsburg

6623 E. Main St.  
Reynoldsburg, OH 43068  
Drive-Thru | Drive-Up ATM  
Night Depository

### Gahanna

5600 N. Hamilton Rd.  
Gahanna, OH 43230

### DSCC & DFAS

Building 20 Rom B110S  
ATMs on 1<sup>st</sup> & 4<sup>th</sup> Floors  
Building 21 Room A132  
ATM on 1<sup>st</sup> Floor

[www.columbusmetro.org](http://www.columbusmetro.org)

## Contact Us

**Phone:** 614.239.0210 or 800.986.3876  
**Mail:** P.O. Box 13240 | Columbus OH 43213-0240  
**Email:** [cmfcu@columbusmetro.org](mailto:cmfcu@columbusmetro.org)



# Annual Report 2017



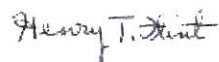
## From the President & Chairman

We would like to thank our members for another great year at Columbus Metro FCU in 2017.

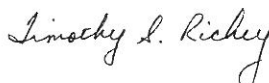
Financially, Columbus Metro is in excellent condition. We experienced another year of strong loan growth, while delinquency was just 0.37%. Both net income and capital increased over 2016 levels. As a result, Columbus Metro maintained its five-star "Superior" rating from BauerFinancial – that organization's highest rating.

We are committed to making managing your money easier and more convenient. In 2017, we introduced a new bill pay service that is integrated with MetroWeb, our Internet branch. We made tax documents available online for members who receive e-statements. And we launched a new, improved version of the online payment center site that many members use to make their loan payments.

On behalf of the board of directors and staff of Columbus Metro, we thank you for your loyalty and support. We consider it a privilege to serve you, and look forward to doing so in 2018 and beyond.



**Henry T. Flint**  
Board Chair



**Timothy S Richey**  
President

## Financial Report 2017

Balance Sheet as of December 31, 2017

### Assets

<b>Current Assets</b>	
Loans to Members .....	\$187,557,609.37
Less Allowance for Loan Losses .....	(892,059.94)
Cash Resources .....	1,940,353.56

### Investments

Held-To-Maturity Securities .....	\$843.16
Available-For-Sale Securities .....	7,368.44
Deposits in Corporate One CU .....	16,926,133.91
Certificates of Deposit in Banks & CUs .....	19,462,000.00
Deposits in Federal Home Loan Bank .....	461,390.73
Deposits in NCUSIF .....	1,938,051.64
Deposits in Central Liquidity Facility .....	586,291.76
Other Investments .....	200,000.00

### Fixed Assets

Land & Building .....	\$3,441,169.89
Furniture & Fixtures .....	133,971.49

### Other Assets

Prepaid Accounts .....	\$5,027,604.16
Accrued Interest on Loans .....	518,263.69
Accrued Interest on Investments .....	23,344.79
Receivables .....	58,247.65
<b>Total Assets .....</b>	<b>\$237,390,584.30</b>

### Liabilities & Member's Equity

#### Current Liabilities

Accounts/Dividends Payable .....	\$100,336.06
Deferred Accounts .....	23,941.10
Member Shares .....	211,320,805.18
Other Liabilities .....	2,488,014.44
<b>Total Liabilities .....</b>	<b>\$213,933,096.78</b>

#### Members' Equity

Regular Reserves .....	\$1,593,184.30
Undivided Earnings .....	23,118,429.87
Accumulated Unrealized Gains (Losses) on Available-For-Sale Securities .....	248.16
Other Comprehensive Income .....	(1,254,374.81)
<b>Total Equities .....</b>	<b>\$23,457,487.52</b>

**Total Liabilities and Equity .....** \$237,390,584.30

Income Statement as of December 31, 2017

### Income

Interest on Loans to Members .....	\$6,602,244.51
Interest on Investments .....	415,401.11
Other Income .....	2,328,777.76
<b>Total Gross Income .....</b>	<b>\$9,346,423.38</b>

### Expenses

#### Operating Expenses

Salaries .....	\$2,281,744.68
Employee Benefits .....	930,781.94
Office Occupancy & Operations .....	1,321,891.41
Travel & Conferences .....	30,473.13
Association Dues .....	15,733.93
Miscellaneous Expense .....	192,462.82

#### Member Services

Loan Servicing .....	\$640,350.68
----------------------	--------------

#### Members' Protection

Federal Examination & Supervision .....	\$72,985.36
Professional Services .....	579,060.96

**Total Operating Expenses .....** \$6,065,484.91

Non Operating Gains (Losses) .....

Provision for Loan Losses .....

Interest & Dividend Expense .....

**Net Income .....** \$656,296.08

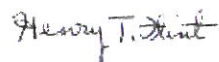
## From the President & Chairman

We would like to thank our members for another great year at Columbus Metro FCU in 2017.


Financially, Columbus Metro is in excellent condition. We experienced another year of strong loan growth, while delinquency was just 0.37%. Both net income and capital increased over 2016 levels. As a result, Columbus Metro maintained its five-star "Superior" rating from BauerFinancial – that organization's highest rating.

We are committed to making managing your money easier and more convenient. In 2017, we introduced a new bill pay service that is integrated with MetroWeb, our Internet branch. We made tax documents available online for members who receive e-statements. And we launched a new, improved version of the online payment center site that many members use to make their loan payments.

On behalf of the board of directors and staff of Columbus Metro, we thank you for your loyalty and support. We consider it a privilege to serve you, and look forward to doing so in 2018 and beyond.



**Henry T. Flint**  
Board Chair



**Timothy S Richey**  
President

## Financial Report 2017

Balance Sheet as of December 31, 2017

### Assets

<b>Current Assets</b>	
Loans to Members .....	\$187,557,609.37
Less Allowance for Loan Losses .....	(892,059.94)
Cash Resources .....	1,940,353.56

### Investments

Held-To-Maturity Securities .....	\$843.16
Available-For-Sale Securities .....	7,368.44
Deposits in Corporate One CU .....	16,926,133.91
Certificates of Deposit in Banks & CUs .....	19,462,000.00
Deposits in Federal Home Loan Bank .....	461,390.73
Deposits in NCUSIF .....	1,938,051.64
Deposits in Central Liquidity Facility .....	586,291.76
Other Investments .....	200,000.00

### Fixed Assets

Land & Building .....	\$3,441,169.89
Furniture & Fixtures .....	133,971.49

### Other Assets

Prepaid Accounts .....	\$5,027,604.16
Accrued Interest on Loans .....	518,263.69
Accrued Interest on Investments .....	23,344.79
Receivables .....	58,247.65
<b>Total Assets .....</b>	<b>\$237,390,584.30</b>

### Liabilities & Member's Equity

#### Current Liabilities

Accounts/Dividends Payable .....	\$100,336.06
Deferred Accounts .....	23,941.10
Member Shares .....	211,320,805.18
Other Liabilities .....	2,488,014.44
<b>Total Liabilities .....</b>	<b>\$213,933,096.78</b>

#### Members' Equity

Regular Reserves .....	\$1,593,184.30
Undivided Earnings .....	23,118,429.87
Accumulated Unrealized Gains (Losses) on Available-For-Sale Securities .....	248.16
Other Comprehensive Income .....	(1,254,374.81)
<b>Total Equities .....</b>	<b>\$23,457,487.52</b>

**Total Liabilities and Equity .....** \$237,390,584.30

Income Statement as of December 31, 2017

### Income

Interest on Loans to Members .....	\$6,602,244.51
Interest on Investments .....	415,401.11
Other Income .....	2,328,777.76
<b>Total Gross Income .....</b>	<b>\$9,346,423.38</b>

### Expenses

#### Operating Expenses

Salaries .....	\$2,281,744.68
Employee Benefits .....	930,781.94
Office Occupancy & Operations .....	1,321,891.41
Travel & Conferences .....	30,473.13
Association Dues .....	15,733.93
Miscellaneous Expense .....	192,462.82

#### Member Services

Loan Servicing .....	\$640,350.68
----------------------	--------------

#### Members' Protection

Federal Examination & Supervision .....	\$72,985.36
Professional Services .....	579,060.96

**Total Operating Expenses .....** \$6,065,484.91

Non Operating Gains (Losses) .....

Provision for Loan Losses .....

Interest & Dividend Expense .....

**Net Income .....** \$656,296.08